

Evacuation Raft



Fully inflatable, the Evacuation Raft is lightweight and portable. It is easy to manoeuvre, and can be paddled or pulled by hand. The Evacuation Raft has a flat bottom, making it exceptionally stable and suitable for use in very shallow water from 50mm in depth. The Evacuation Raft is ideal in flood rescue situations.

The Closed stern has been designed to give rescued casualties an enhanced feeling of security when on board the raft. Once in the raft, individuals can sit on the floor surrounded by the inflatable tubes, providing a comfortable and reassuring rescue environment.

- Lightweight and easily portable
- Easy to manoeuvre
- Can be paddled or pulled by hand
- Exceptionally Stable
- Can be used in shallow water from 50mm in depth
- Closed stern to keep the deck dry and provides greater reassurance for casualties.
- Rapid inflation and deployment
- Easily Launched into the surf zone for sea rescue, with a raised bow for improved performance in waves
- Exceptionally tough and durable
- Minimal training, servicing and maintenance costs

Used For:

- *Crisis rescue*
- *Flood rescue*
- *River rescue*
- *Flooded coastal and urban areas*
- *Casualty recovery*
- *Shallow water rescue*

Technical Data	RS8ER	RS10ER
Product Code	WR0212	WR0214
No. Of persons	8	10
Length (cm)	350	400
Width (cm)	190	190
Height (cm)	56	56
Capacity (kg)	820	950
Air Requirements (ltr)	1815	2000
Pack size (cm)	88x50x33	88x55x35
Weight (kg)	26	35
Recommended regulator	8 bar	8 bar

Evacuation Raft



STANDARD EQUIPMENT

Optional Equipment on Page 38


Lifelines
(530022)



Carrying Handles
(530015)



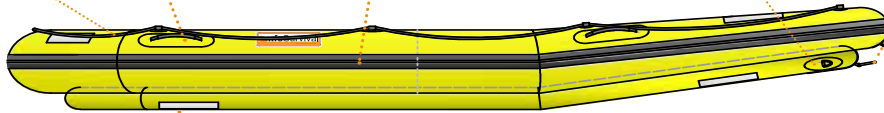
Rubstrake
(060136)



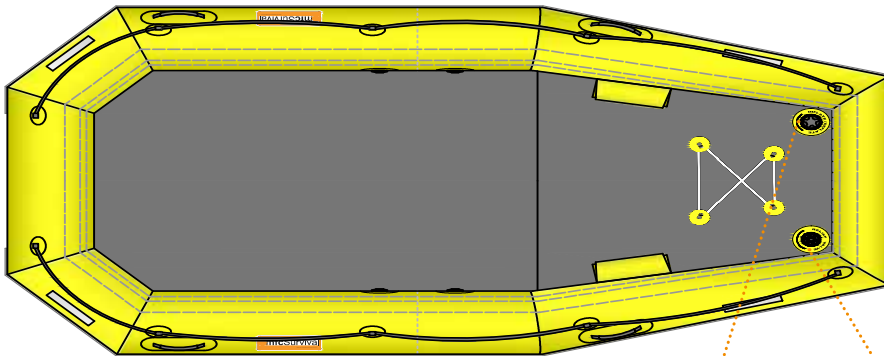
'D' Ring
(530033)



Towing 'D' Ring
(530012)



Reflective Strip
(150005)



1m Delivery Hose
(for use with 8 bar regulator)
(630001)



Valise
(590010/590001)



Repair Kit
(600001)



T handle paddles
(190003)



A6 Relief valve x3
(050051)



D7 Inflate/ Deflate Valve x3
(050065)